

# Effect of long-rang interactions on the Kosterlitz-Thouless transition

Yazid Benbouzid<sup>1,2\*</sup>, Slimane Chala<sup>3,4</sup>, Mostefa Maache<sup>1,5</sup>

<sup>1</sup>Physics Department, Ziane Achour University, 17000 Djelfa, Algeria.

<sup>2</sup>Laboratory of Physico-Chemistry of Materials and Environment, Ziane Achour University, Djelfa, Algeria.

<sup>3</sup>Institute of Electrical and Electronic Engineering, M'Hamed Bougara University, Boumerdes, Algeria.

<sup>4</sup>Laboratory of Metallic and Semiconducting Materials, Mohamed Khider University, Biskra, Algeria.

<sup>5</sup>Laboratory of Physics of Thin Films and Applications, Mohamed Khider University, Biskra, Algeria.

\*Corresponding author: [y.benbouzid@univ-djelfa.dz](mailto:y.benbouzid@univ-djelfa.dz)

Received 20 December 2022; Accepted 3 April 2023; Published online 5 April 2023

## Abstract:

The two-dimensional XY model of continuous spins on a square lattice is studied by Monte Carlo simulations in the nonextensive statistical approach of Tsallis, using the Metropolis algorithm with a transition probability of the nonextensive approach. Energy per spin, magnetization per spin, heat capacity, magnetic susceptibility, Binder cumulant of the magnetization and Binder cumulant of the energy are calculated in a temperature interval between 0.02 and 2 with a step of 0.02, for square lattice sizes considered between  $12^2$  and  $48^2$ , with periodic boundary conditions, and for discrete values of the Tsallis entropic index  $q$  used between 0.99 and 0.5. It has been found that the Kosterlitz-Thouless transition is well observed and modified for  $q = 0.99$  and  $0.9$ ; its critical temperature decreases when  $q$  decreases. A particular behavior of the system evolution is observed for  $q = 0.8$  and  $0.7$ . The absence of phase transitions was confirmed for  $q \leq 0.6$ .

**Keywords:** Two-dimensional XY model; Kosterlitz-Thouless transition; Tsallis statistics; Monte Carlo simulation

## 1. Introduction

The application of a specific statistical approach to a physical system essentially depends on the nature of the microscopic interactions, the microscopic memory [1, 2]. For short-range-interactions and for non-(multi)fractal boundary conditions, the usual Boltzmann-Gibbs statistic is sufficient. However, for systems with dominant long-range-interactions, a more generalized statistical approach will be needed [3]. Black holes and superstrings [4, 5], granular matter [6], two-dimensional turbulence [7, 8], astrophysics and the many-body-gravitational problem [9, 10] are some examples of this type of systems. An important generalization of the Boltzmann-Gibbs statistic was proposed in 1988 by Tsallis [11], called “nonextensive statistic”, it is based on a new entropy formula with an index characterizing the influence of long-range-interactions. In recent years, the Tsallis statistic has been successfully applied in different fields [12] such as biology [13, 14], chemistry [15] and physics [16–19].

Monte Carlo simulations are recently performed to study

phase transitions in magnetic systems using the Tsallis statistical approach. In most of these studies, discrete spin models are used such as the two-dimensional uniform Ising model [16, 20, 21], the two-dimensional Potts model [22]. However, models of continuous spins possessing important particular properties are not yet studied by this method. The objective of this paper is to study a simple classical model of continuous spins, which is the two-dimensional XY model, and its phase transitions by Monte Carlo simulation in the Tsallis statistical approach, using a simple generalization of the Metropolis algorithm. Thermodynamic observables will be calculated and studied over a temperature interval for different values of an entropic index called “Tsallis entropic index”, which depends on the difference between Boltzmann-Gibbs and Tsallis statistics.

## 2. Two-dimensional XY model and Kosterlitz-Thouless transition

The XY model describes a system of two-dimensional unit spin vectors located at sites of a two-dimensional or three-dimensional lattice, with nearest-neighbor interactions. The

spin  $\vec{s}_i$  ( $s_{i,x} = \cos \theta_i, s_{i,y} = \sin \theta_i$ ) with  $|\vec{s}_i| = 1$  located in site  $i$  can rotate in a plane at an angle  $\theta_i \in [0, 2\pi]$  with respect to a specified direction [23, 24]. The Hamiltonian of this model is given by:

$$H = -J \sum_{\langle ij \rangle} \cos(\theta_i - \theta_j) + h \sum_i \cos \theta_i \quad (1)$$

where  $J$  is the spin-spin coupling interaction and  $h$  is the external field interaction. The notation  $\langle ij \rangle$  means a summation over the nearest neighbor sites only. In this work we take  $h = 0$  to eliminate the source term breaking the symmetry. In this case the energy is of O(2) symmetry, that is to say a rotation of all the spins by the same angle, does not change the energy of the system [23].

The two-dimensional XY model is widely used to study the physical and critical behavior of a few two-dimensional systems such as superfluid helium thin films [25], superconducting thin films [26], ferromagnetic layers [27], crystal surfaces [28] and two-dimensional Coulomb gas [29]. Although it can be rigorously proven that the order parameter (the magnetization) of the XY model is zero at any finite temperature in two dimensions, and that the susceptibility is finite at high temperature but diverges at a critical temperature, there is good evidence that the Two-dimensional XY model undergoes a very specific transition of infinite order, known as the “Kosterlitz-Thouless transition” [30, 31]. Experimentally, thin films of liquid helium and superconducting materials seem to show this transition. Numerous numerical studies have been carried out to confirm the predictions of this transition and to estimate its critical temperature. Most of them are Monte Carlo studies. Some authors have studied the existence of the classical first-order and second-order phase transitions for the two-dimensional XY model in special cases [32, 33]. Kosterlitz and Thouless [30, 31] showed that there is another set of excitations that takes the system from its ordered phase at low temperature, well described by the spin wave approximation, to a disordered state at high temperature with exponentially decreasing correlations. These new excitations are identified as topological defects in the form of “vortices” created by the spins. The defects are observed as low-temperature bonded vortex-antivortex pairs. By increasing the temperature, the vortex-antivortex pair detaches at the critical point of the Kosterlitz-Thouless transition. However, no specific thermal anomaly is observed at this point. The energy of an isolated vortex is much higher than that of a pair of closely related vortices. Thus, it takes much less energy for a pair of tightly bound vortices to exist than to unbind to form two isolated vortices. Accordingly, at sufficiently low temperatures where there is not enough thermal energy to unbind the vortex pairs, there exists a state which consists of an equilibrium density of bound vortex pairs. At higher temperatures, the thermal energy becomes more prominent and able to untie the vortex pair. The critical temperature in the Kosterlitz-Thouless transition at which the vortices begin to untie is estimated to be  $T_{KT} \simeq 0.8929J/k_B$ , where  $J$  is the spin-spin coupling constant and  $k_B$  is the Boltzmann constant.

The absence of long-range order, the presence of topological defects called “vortices”, and the Kosterlitz-Thouless

transition are some of the important properties of the two-dimensional XY model for which it is markedly different from other two-dimensional classical systems.

### 3. Tsallis statistical approach

In order to include long-range-interactions in the statistical description of complex systems, a generalization of the usual Boltzmann-Gibbs statistics was proposed by Tsallis in 1988 [11], which is based on the following entropy formula:

$$S_q = k_B \frac{1 - \sum_{i=1}^{\Omega} p_i^q}{q - 1} \quad (2)$$

where  $k_B$  is the Boltzmann constant,  $\Omega$  is the number of possible microstates of the system,  $q$  is a real parameter characterizes the degree of the deformation of the statistics or of the nonextensivity, called “Tsallis entropic index” and  $p_i$  ( $0 < p_i < 1$ ) is the probability that the system is in microstate  $i$  such that  $p_i < p_i^q$  for  $q > 1$  and  $p_i > p_i^q$  for  $q < 1$ . When  $q = 1$  the usual Boltzmann-Gibbs statistic will be found. For this reason we have chosen discrete values of  $q \leq 1$  in this paper. Note that in Monte Carlo simulations we cannot take continuous values of  $q$ .

The most important property of the Tsallis entropy is its nonextensive nature. Indeed, for a system consisting of two subsystems  $A_1$  and  $A_2$ , then the Tsallis entropy of the global system is:

$$S_q(A_1 + A_2) = S_q(A_1) + S_q(A_2) + \frac{1-q}{k_B} S_q(A_1) S_q(A_2) \quad (3)$$

For  $q = 1$  the entropy  $S_q$  therefore becomes extensive.

In nonextensive statistics, the  $q$ -mean value of a thermodynamic observable  $X$  is given by:

$$\langle X \rangle_q = \sum_i p_i X_i \quad (4)$$

where  $p_i$  are the escort probabilities defined by:

$$p_i = \frac{p_i^q}{\sum_i p_i^q} \quad (5)$$

the  $q$ -average value of the generalized internal energy  $U_q$  is defined as:

$$U_q = \langle H \rangle_q = \sum_i p_i E_i \quad (6)$$

where  $H$  is the Hamiltonian of the system and  $E_i$  is the energy of possible state  $i$ .

The canonical distribution adapted to Monte Carlo simulations [22] is given by:

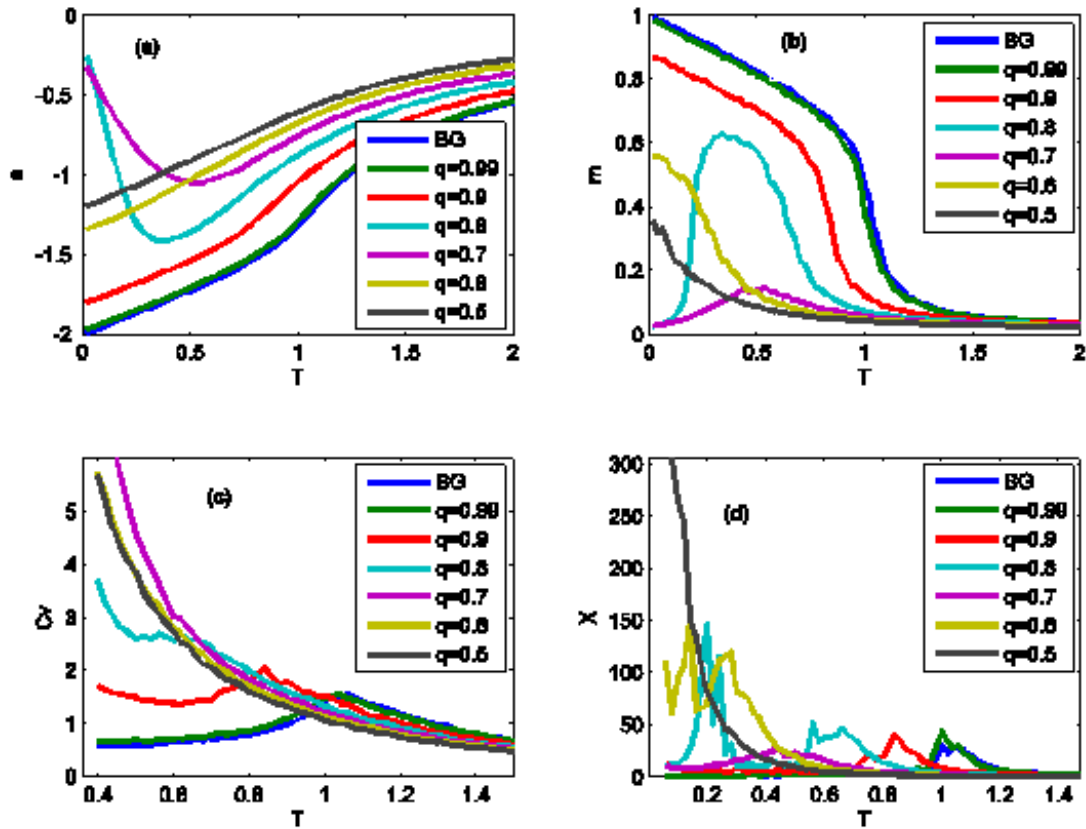
$$p_i = \frac{1}{Z_q} [1 - (1-q)\beta' E_i]^{-\frac{1}{1-q}} \quad (7)$$

with

$$\beta' = \frac{\beta}{\sum_i p_i^q + (1-q)\beta U_q} \quad (8)$$

$$\beta = \frac{1}{k_B T} \quad (9)$$

$$Z_q = \sum_{i=1}^{\Omega} [1 - (1-q)\beta' E_i]^{-\frac{1}{1-q}} \quad (10)$$



**Figure 1.** Curves of variation of: (a) energy per spin, (b) magnetization per spin, (c) heat capacity, (d) magnetic susceptibility; as a function of temperature, in the case of the XY model on a square lattice of size  $L^2 = 48^2$ , for different values of the Tsallis entropic index  $q$ . BG means the Boltzmann-Gibbs statistic.

where  $\beta'$  is the Lagrange multiplier associated with the energy constraint,  $k_B$  is the Boltzmann constant,  $T$  is the thermostat temperature and  $Z_q$  is the generalized canonical partition function.

The choice of temperature in the Tsallis statistic poses a problem during the simulation. In this work, we have chosen  $1/\beta'$  as the temperature scale, as they did the authors of references [16, 22].

### 4. Metropolis algorithm in the Tsallis statistical approach

The implementation of the XY model using the simple Metropolis [34] Monte Carlo algorithm in the non-extensive statistics approach is done by the following steps:

- 1) Choose a random initial configuration of the studied spin lattice.
- 2) Randomly change the orientation of each spin in the lattice.
- 3) Calculate the difference  $\Delta E$  in energy due to the change in spin orientation using the Hamiltonian of the XY model.

- If  $\Delta E \leq 0$  keep the new spin orientation.

- If  $\Delta E > 0$  generate a random number  $r \in [0, 1]$ , and calculate the probability  $p$  of transition in the nonextensive statistic:

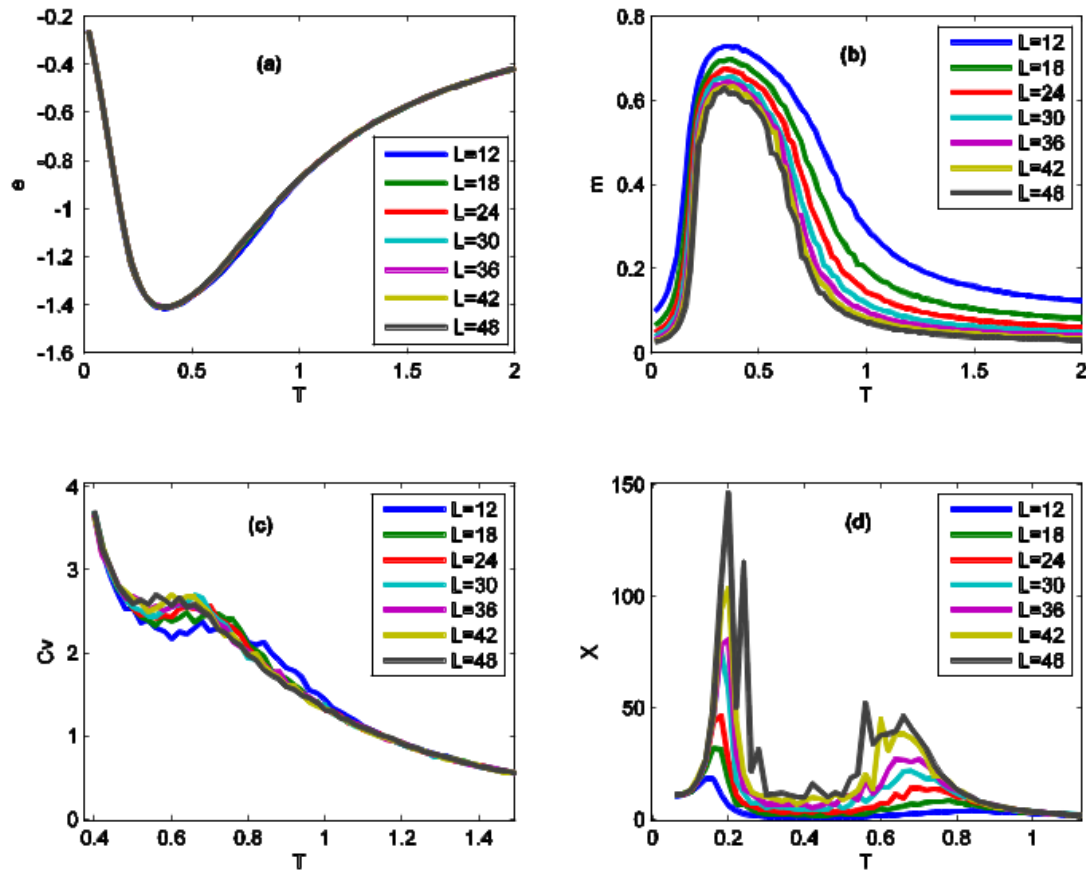
$$p = \left[ \frac{1 - (1 - q)\beta'E_j}{1 - (1 - q)\beta'E_i} \right]^{1-q} \tag{11}$$

If  $r \leq p$  keep the new spin orientation.

- 4) Repeat  $N_{eq}$  times the steps 2 and 3 until thermal equilibrium is reached.  $N_{eq}$  is the number of Monte Carlo steps needed to reach thermal equilibrium.
- 5) Calculate the statistical  $q$ -mean on the possible configurations of the thermodynamic quantities  $X$  and on a number of Monte Carlo steps  $N - N_{eq}$  with  $N > N_{eq}$ , i.e.:

$$\langle \langle X \rangle_q \rangle_{MC} = \frac{1}{(N - N_{eq})} \sum_{i=N_{eq}}^N \langle X \rangle_{q,i} \tag{12}$$

where  $\langle \dots \rangle_q$  means the statistical  $q$ -mean over the possible configurations and  $\langle \dots \rangle_{MC}$  means the mean over a number  $N - N_{eq}$  of Monte Carlo steps. In this generalized Metropolis algorithm, the transition probability of the Boltzmann-Gibbs statistic has been replaced by that of the Tsallis statistic as the case of the references [16, 22].



**Figure 2.** Curves of variation of: (a) energy per spin, (b) magnetization per spin, (c) heat capacity, (d) magnetic susceptibility; as a function of temperature, in the case of the XY model on a square lattice at different sizes  $L^2$ , for the value of the Tsallis entropic index  $q = 0.8$ .

## 5. Simulation results

Monte Carlo simulations using the Metropolis algorithm [34] in the Tsallis statistical approach are performed on a square lattice of  $N = L^2$  spins, which is described by the two-dimensional XY model. Periodic boundary conditions have been applied to edge spins. The quantities calculated are:

the energy per spin:

$$e(L, T, q) = \left\langle \left\langle \frac{1}{N} \sum_{l=1}^N \left( -J \sum_{\langle ij \rangle} \cos(\theta_{i,l} - \theta_{j,l}) \right) \right\rangle_{MC} \right\rangle_q \quad (13)$$

the magnetization per spin:

$$m(L, T, q) = \left\langle \left\langle \frac{1}{N} \sqrt{\left( \sum_{i=1}^N \cos \theta_i \right)^2 + \left( \sum_{i=1}^N \sin \theta_i \right)^2} \right\rangle_{MC} \right\rangle_q \quad (14)$$

the magnetic susceptibility:

$$\chi(L, T, q) = \frac{1}{k_B T} \left( \langle \langle m^2 \rangle_q \rangle_{MC} - \langle \langle m \rangle_q \rangle_{MC}^2 \right) \quad (15)$$

the heat capacity:

$$C_V(L, T, q) = \frac{1}{k_B T^2} \left( \langle \langle e^2 \rangle_q \rangle_{MC} - \langle \langle e \rangle_q \rangle_{MC}^2 \right) \quad (16)$$

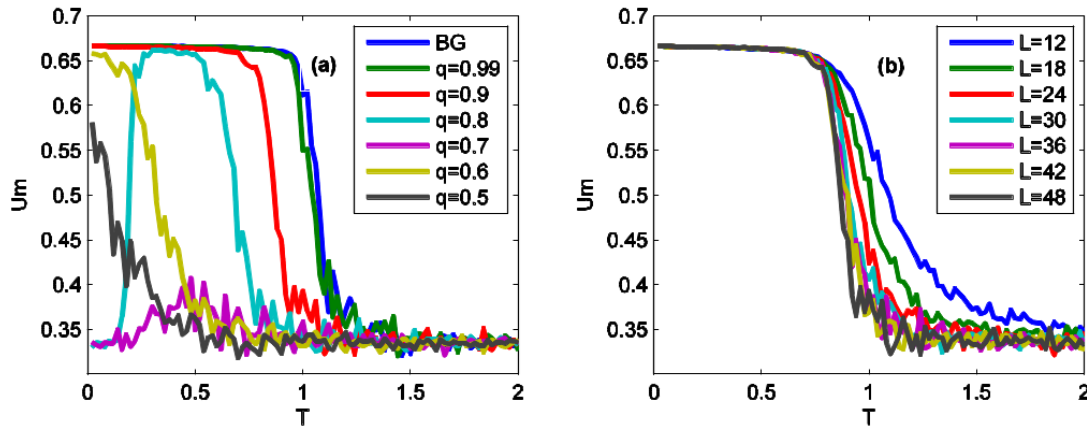
the Binder cumulant of the magnetization:

$$U_m(L, T, q) = 1 - \frac{\langle \langle m^4 \rangle_q \rangle_{MC}}{3 \langle \langle m^2 \rangle_q \rangle_{MC}^2} \quad (17)$$

and the Binder cumulant of the energy:

$$U_e(L, T, q) = 1 - \frac{\langle \langle e^4 \rangle_q \rangle_{MC}}{3 \langle \langle e^2 \rangle_q \rangle_{MC}^2} \quad (18)$$

To simplify, we have taken the coupling constants  $J = 1$  and the Boltzmann constant  $k_B = 1$ , in this case the temperature and the calculated quantities are given in reduced units. Square lattice sizes are chosen between  $12^2$  and  $48^2$ . A temperature interval is chosen between 0.02 and 2 with a step of 0.02. A total number of Monte Carlo steps  $N = 6 \cdot 10^4$  is used, of which  $N_{eq} = 10^4$  is associated to reach thermal equilibrium. The calculations are made in the case of the extensive Boltzmann-Gibbs statistic and in the case of the



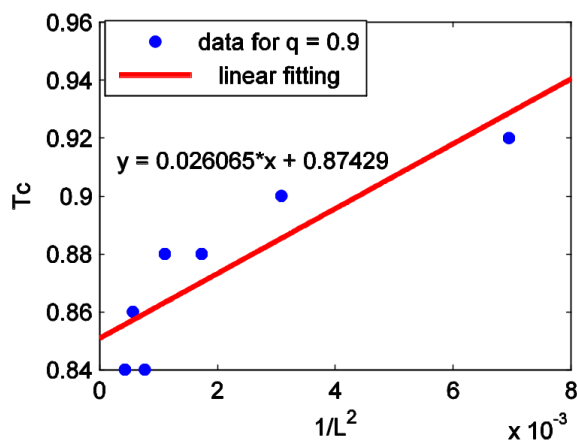
**Figure 3.** Curves of variation of the Binder cumulant of the magnetization as a function of temperature in the case of the XY model for: **(a)**  $L^2 = 48^2$  with different values of  $q$  and the case of the Boltzmann–Gibbs statistic (BG) , **(b)**  $q = 0.9$  with different values of  $L$ .

nonextensive Tsallis statistic for values of the Tsallis entropic index  $q$  between 0.99 and 0.5.

Figure 1 shows the curves of variation of ; energy per spin  $e$ , magnetization per spin  $m$ , heat capacity  $C_V$  and magnetic susceptibility  $\chi$  as a function of temperature, for a square lattice size  $L^2 = 48^2$  with different values of the entropic index  $q$  and for the case of the Boltzmann–Gibbs statistic. It can be seen that the Kosterlitz-Thouless transition is well observed for  $q = 0.99$  and  $0.9$ . Specific behaviors are observed for  $q = 0.8$  and  $0.7$ ; the curves of  $m$  (resp. the curves of  $e$ ) have a maximum (resp. a minimum) then an inflection, this is valid whatever the size of the lattice square as shown in figure 2. The magnetization and the energy per spin strongly depend on  $q$  at low temperatures, i.e. in the first phase of transition. Indeed, when  $q$  decreases  $m$  decreases and  $e$  increases. The heat capacity curves have a maximum which moves to the left when  $q$  decreases, the maximum disappears for  $q < 0.8$ . The same remark was observed for the susceptibility curves, except that the maximums only disappear for  $q < 0.5$ . However, for  $q = 0.8$  there are two maxima, this is remarkable whatever the lattice size as

shown in figure 2. Moreover, when the size of the system increases the peaks of the maximums become sharper. We also notice that the critical temperature corresponds to the maximum of the heat capacity decreases when  $q$  increases. For  $q \leq 6$  the system have no phase transition. For  $q = 0.99$  the results obtained are very close to those obtained in the case of the extensive Boltzmann-Gibbs statistics.

To estimate the critical temperature of the studied transition at the thermodynamic limit ( $L \rightarrow \infty$ ), we plotted the Binder cumulant of the magnetization as a function of temperature for  $L^2 = 48^2$ , for different values of  $q$  and for the case of the Boltzmann–Gibbs statistic on one side (see figure 3 (a)), and for  $q = 0.9$  with different values of  $L$  on the other side (see figure 3 (b)). From figure 3 (a) it was again found that the critical temperature  $T_C$  strongly depends on  $q$ , and for  $q = 0.7$  and  $0.8$  a specific behavior is observed. The point of intersection of the curves of figure 3 (b) corresponds to  $T_C$  at the thermodynamic limit for  $q = 0.9$ . Estimated values of  $T_C$  by this method for different values of  $q$  are given in Table 1. It has been found that  $T_C$  decreases as  $q$  decreases at the thermodynamic limit. Note that to obtain a value of  $T_C$  close to that of the Kosterlitz-Thouless transition  $T_{KT} \simeq 0.8929J/k_B$  by performing simulations in the case

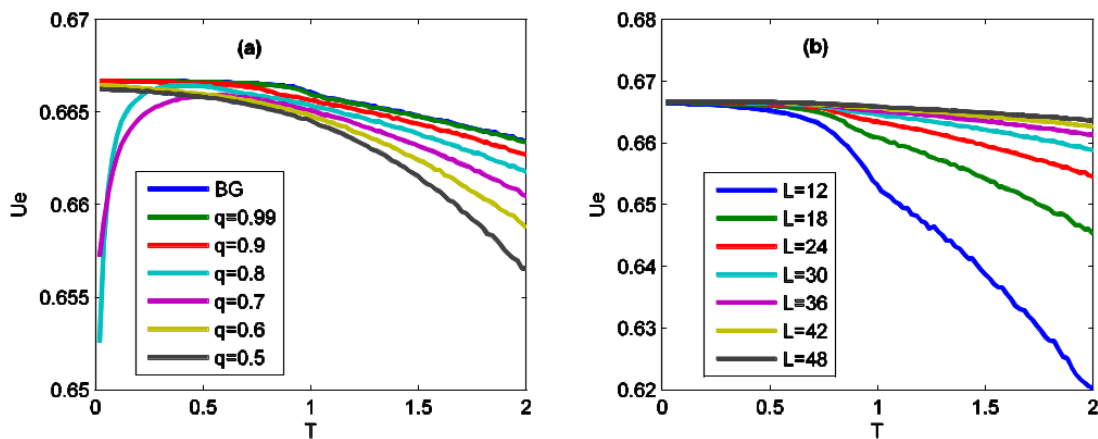


**Figure 4.** Linear fitting of the critical temperature  $T_C$  as a function of the inverse of the lattice size  $1/L^2$  for  $q = 0.9$ .

**Table 1.** Values of the critical temperature  $T_C$ , at the thermodynamic limit, estimated in the case of the Boltzmann–Gibbs statistic (BG) and in the case of the Tsallis statistic with different values of the entropic index  $q$  using: **(a)** the Binder cumulant of the magnetization method, **(b)** the linear fitting method.

	$T_C$	
	(a)	(b)
BG	0.96	1.04
$q = 0.99$	0.96	1.04
$q = 0.9$	0.74	0.87
$q = 0.8$	0.54	0.64





**Figure 5.** Curves of variation of the Binder cumulant of energy as a function of temperature in the case of the XY model for: (a)  $L^2 = 48^2$  with different values of  $q$  and the case of the Boltzmann–Gibbs statistic (BG), (b)  $q = 0.9$  with different values of  $L$ .

of the Boltzmann–Gibbs statistics, it is necessary to choose large values of  $L$ , this requires a machine powerful.

Another method is often used to estimate  $T_C$  at the thermodynamic limit, which consists of the linear fitting of the curves of  $T_C$  according to  $(1/L^2)$ ; the ordinate at the origin of the line obtained by linear fitting is the critical temperature at the thermodynamic limit. Figure 4 shows an example for  $q = 0.9$  using the values of  $T_C$  corresponding to the maximum of the heat capacity curves. The results obtained by this method are also given in Table 1.

In order to compare the Kosterlitz–Thouless transition with classical transitions, we plotted the Binder cumulant of the energy  $U_e$  as a function of the temperature; for  $L^2 = 48^2$  with different values of  $q$  and the case of the Boltzmann–Gibbs statistic on one side (see figure 5 (a)), and for  $q = 0.9$  with different values of  $L$  on another side (see figure 5 (b)). It has been found that for the Kosterlitz–Thouless transition there is no minimum on the Binder cumulant of energy curves unlike the case of classical transitions. Moreover, the appearance of this transition on the curves of  $U_e$  strongly depends on  $L$  and  $q$ .

## 6. Conclusions

A study by Monte Carlo simulations is carried out in the nonextensive statistical approach of Tsallis, applied to the XY model on a square lattice of continuous spins, with nearest neighbor interactions and periodic boundary conditions. It is based on a simple generalization of the Metropolis algorithm by replacing the transition probability of the extensive Boltzmann–Gibbs statistic by that of the nonextensive Tsallis statistic. The average values of energy per spin, magnetization per spin, heat capacity, magnetic susceptibility, Binder cumulant of magnetization and Binder cumulant of energy are calculated in an interval of temperature  $0.02 \leq T \leq 2$  with a step of 0.02. Square lattice sizes are chosen between  $12^2$  and  $48^2$  with discrete values of the Tsallis entropy index  $q$  between 0.99 and 0.5 are used. The results obtained in the nonextensive statistical approach when  $q \rightarrow 1$  tend towards those obtained in the extensive

statistical approach. The Kosterlitz–Thouless transition characterizing the two-dimensional XY model has been well observed and modified for  $q = 0.99$  and 0.9. Its critical temperature  $T_C$  estimated in the thermodynamic limit is proportional to  $q$ . A particular behavior of evolution of the system was observed for  $q = 0.8$  and 0.7. For  $q \leq 6$  there is no observed transition. The Binder cumulant of energy does not have a minimum in the case of the Kosterlitz–Thouless transition. When applying the two-dimensional XY model, consideration must be given to long-range-interactions.

## Acknowledgements:

The authors would like to thank the Laboratory of Physico-Chemistry of Materials and Environment (LPCME), at Ziane Achour University, Djelfa, Algeria, and the Algerian General Directorate of Scientific Research and Technological Development (DGRSDT) for their academic and scientific support.

## Conflict of interest statement:

The authors declare that they have no conflict of interest.

## References

- [1] A. R. Lima, J. S. S. Martins, and T. J. P. Penna. “Monte Carlo simulation of magnetic systems in the Tsallis statistics”. *Phys. A Stat. Mech. its Appl.*, **268**:553, 1999.
- [2] L. C. Sampaio, M. P. de Albuquerque, and F. S. de Menezes. “Nonextensivity and Tsallis statistics in magnetic systems”. *Phys. Rev. B - Condens. Matter Mater. Phys.*, **55**:5611, 1997.
- [3] C. Tsallis. “Nonextensive statistics: Theoretical, experimental and computational evidences and connections”. *Brazilian J. Phys.*, **29**:1, 1999.
- [4] D. Pavon. “Thermodynamics of superstrings”. *Gen. Relativ. Gravit.*, **19**:375, 1987.

- [5] P. T. Landsberg. "Is equilibrium always an entropy maximum?". *J. Stat. Phys.*, **35**:159, 1984.
- [6] P. T. Metzger. "Granular contact force density of states and entropy in a modified Edwards ensemble". *Phys. Rev. E*, **70**:51303, 2004.
- [7] R. H. Kraichnan and D. Montgomery. "Two-dimensional turbulence". *Reports Prog. Phys.*, **43**:547, 1980.
- [8] B. M. Boghosian. "Thermodynamic description of the relaxation of two-dimensional turbulence using Tsallis statistics". *Phys. Rev. E*, **53**:4754, 1996.
- [9] J. Binney and S. Tremaine. "Galactic Dynamics.". *Princeton Univ. Press, Princeton (BT)*, , 1987.
- [10] W. C. Saslaw. "Gravitational physics of stellar and galactic systems". *Cambridge University Press*, , 1987.
- [11] C. Tsallis. "Possible generalization of Boltzmann-Gibbs statistics". *J. Stat. Phys.*, **52**:479, 1988.
- [12] G. P. Pavlos, L. P. Karakatsanis, M. N. Xenakis, E. G. Pavlos, A. C. Iliopoulos, and D. V. Sarafopoulos. "Universality of non-extensive Tsallis statistics and time series analysis: Theory and applications". *Phys. A Stat. Mech. its Appl.*, **395**:58, 2014.
- [13] R. C. Bernardi, M. C. R. Melo, and K. Schulten. "Enhanced sampling techniques in molecular dynamics simulations of biological systems". *Biochim. Biophys. Acta - Gen. Subj.*, **1850**:872, 2015.
- [14] B. J. Berne and J. E. Straub. "Novel methods of sampling phase space in the simulation of biological systems". *Curr. Opin. Struct. Biol.*, **7**:181, 1997.
- [15] J. Cleymans and M. W. Paradza. "Tsallis Statistics in High Energy Physics: Chemical and Thermal Freeze-Outs". *Phys.*, **2**:654, 2020.
- [16] N. Crokidakis, D. O. Soares-Pinto, M. S. Reis, A. M. Souza, R. S. Sarthour, and I. S. Oliveira. "Finite-size analysis of a two-dimensional Ising model within a nonextensive approach". *Phys. Rev. E - Stat. Nonlinear, Soft Matter Phys.*, **80**:4, 2009.
- [17] M. Shao, L. Yi, Z. Tang, H. Chen, C. Li, and Z. Xu. "Examination of the species and beam energy dependence of particle spectra using tsallis statistics". *J. Phys. G Nucl. Part. Phys.*, **37**, 2010.
- [18] L. Andricioaei and J. E. Straub. "On Monte Carlo and molecular dynamics methods inspired by Tsallis statistics: Methodology, optimization, and application to atomic clusters". *J. Chem. Phys.*, **107**:9117, 1997.
- [19] J. I. Kapusta. "Perspective on Tsallis statistics for nuclear and particle physics". *Int. J. Mod. Phys. E*, **30**:2130006, 2021.
- [20] R. Salazar and R. Toral. "Monte Carlo method for the numerical simulation of Tsallis statistics". *Phys. A Stat. Mech. its Appl.*, **283**:59, 2000.
- [21] V. N. Borodikhin. "Dynamic critical behavior of the two-dimensional Ising model with nonextensive statistics". *Phys. Rev. E*, **102**, 2020.
- [22] A. Boer. "Monte Carlo simulation of the two-dimensional Potts model using nonextensive statistics". *Phys. A Stat. Mech. its Appl.*, **390**:4203, 2011.
- [23] J. F. McCarthy. "Numerical simulation of the XY-model on a two-dimensional random lattice". *Nucl. Phys. B*, **275**:421, 1986.
- [24] S. Ota, S. B. Ota, and M. Fahnle. "Microcanonical Monte Carlo simulations for the two-dimensional XY model". *J. Phys. Condens. Matter*, **4**:5411, 1992.
- [25] S. T. Bramwell, M. F. Faulkner, P. C. W. Holdsworth, and A. Taroni. "Phase order in superfluid helium films". *EPL (Europhysics Lett.)*, **112**:56003, 2015.
- [26] Y. Saito, T. Nojima, and Y. Iwasa. "Highly crystalline 2D superconductors". *Nat. Rev. Mater.*, **2**:1, 2016.
- [27] A. Bedoya-Pinto et al. "Intrinsic 2D-XY ferromagnetism in a van der Waals monolayer". *Science (80-. )*, **374**:616, 2021.
- [28] R. F. Willis. "Itinerant magnetism in ultrathin metallic films". *Prog. Surf. Sci.*, **54**:277, 1997.
- [29] A. Vallat and H. Beck. "Coulomb-gas representation of the two-dimensional XY model on a torus". *Phys. Rev. B*, **50**:4015, 1994.
- [30] J. M. Kosterlitz and D. J. Thouless. "Ordering, metastability and phase transitions in two-dimensional systems". *J. Phys. C Solid State Phys.*, **6**:1181, 1973.
- [31] J. M. Kosterlitz. "The critical properties of the two-dimensional xy model". *J. Phys. C Solid State Phys.*, **7**:1046, 1974.
- [32] S. Ota and S. B. Ota. "Microcanonical Monte Carlo study of first-order transition in a 2D classical XY-model". *Int. J. Mod. Phys. B*, **21**:3591, 2007.
- [33] S. Lee and K.-C. Lee. "Phase transitions in the fully frustrated XY model studied with use of the microcanonical Monte Carlo technique". *Phys. Rev. B*, **49**:15184, 1994.
- [34] N. Metropolis and S. Ulam. "The monte carlo method". *J. Am. Stat. Assoc.*, **44**:335, 1949.