

Removal of ethyl acetylene toxic gas from environmental systems using AlN nanotube

Maziar Noei · Maryam Ebrahimikia ·
Yadollah Saghapour · Mahnaz Khodaverdi ·
Ali Akbar Salari · Nastaran Ahmadaghaei

Received: 18 December 2014 / Accepted: 16 February 2015 / Published online: 20 March 2015
© The Author(s) 2015. This article is published with open access at Springerlink.com

Abstract The adsorption behavior of ethyl acetylene (C_4H_6) molecule with external surface of (5, 0), zigzag aluminum nitride nanotube (AlNNT) was studied using density functional calculation, and it was found that the adsorption energy (E_{ad}) of ethyl acetylene on the surface of pristine nanotubes is about -10.85 kcal/mol. However, when nanotubes have been doped with a P atom, the adsorption energy of ethyl acetylene molecule was decreased. Calculation showed when the nanotube is doped by P atom, the adsorption energy range is about -8.05 to -10.64 kcal/mol, and the amount of HOMO/LUMO energy gap (E_g) will reduce significantly. Pristine AlNNT is a suitable adsorbent for ethyl acetylene and can be used in separation processes or adsorption of ethyl acetylene toxic gas from environmental systems. Also the AlNNT doped by P in the presence of ethyl acetylene, an electrical signal is generated directly and therefore can potentially be used for ethyl acetylene toxic gas sensors for detection in environmental systems.

Keywords Sensor · Aluminum nitride nanotube · DFT · Ethyl acetylene

Introduction

Ethyl acetylene can be used in the synthesis of more complex organic molecules. Ethyl acetylene is very dangerous for nature and human thus ethyl acetylene detection and separation is very important. Since the discovery of carbon nanotube (CNT) by Iijima [1], the properties and applications of this novel material have been investigated extensively [2–4]. CNTs have recently emerged as a promising substitute for materials of different properties and various applications in hydrogen storage, gas sensors, textiles and many more [5, 6]. While a few studies have been conducted into the adsorption of ethyl acetylene on nanotubes and semiconducting surfaces further study of the ethyl acetylene adsorption on nanotubes remains of interest. Aluminum nitride nanotubes (AlNNTs) are inorganic analog carbon nanotubes (CNTs). They are isoelectronic with CNTs, and have been successfully synthesized by different research groups [7–9]. These nanotubes have good physical properties for a broad variety of applications such as use in adsorption of small compounds [10]. Unlike carbon nanotubes (CNTs), AlNNTs exhibit electronic properties and semiconductor behavior independent of its length, tubular diameter and chirality. Tuning the electronic structures of the semiconducting AlNNTs for specific application is important in building specific electronic and mechanical devices. Improving the sensing performance of the pristine nanotubes and nano sheets by manipulating their structure is too expensive, thus finding highly sensitive pristine nanotube is of scientific interest. To the best of our knowledge, a quantum mechanical study of the interaction of the ethyl acetylene with AlNNT surface has not been reported. Therefore, it is important to understand the advantages and disadvantages of the ethyl acetylene adsorption on the nanotube. All the above-

M. Noei (✉)
Department of Chemistry, College of Chemical Engineering,
Mahshahr Branch, Islamic Azad University, Mahshahr, Iran
e-mail: Maziar.Noiei@hotmail.com

M. Ebrahimikia · A. A. Salari · N. Ahmadaghaei
Department of Chemistry, College of Chemistry, Yadegar-e-
Imam Khomeini (RAH) Branch, Islamic Azad University,
Tehran, Iran

Y. Saghapour · M. Khodaverdi
Department of Chemistry, College of Chemistry, Gachsaran
Branch, Islamic Azad University, Gachsaran, Iran

mentioned problems have motivated us to verify aluminum nitride nanotube (AlNNT) as an adsorbent, investigating their interactions with ethyl acetylene using DFT calculations.

Computational methods

Geometry optimizations and density of states (DOS) analysis were performed on a (5, 0) zigzag AlNNT (constructed of 40 Al and 40 N atoms) and different ethyl acetylene/AlNNT complexes at B3LYP level of theory with 6-31G (d) basis set as implemented in the GAMESS suite of program [11]. The length and diameter of the optimized pristine AlNNT were computed to be about 21.71 Å and 5.28 Å, respectively. B3LYP is a popular functional that has been commonly used for nanotube structures [12–16]. Atoms at the open ends of the tube were saturated with Hydrogen atoms to reduce the boundary effects. E_{ad} of the ethyl acetylene molecule is defined as follows:

$$E_{\text{ad}} = E_{(\text{AlNNT}/\text{Ethyl acetylene})} - [E_{(\text{Ethyl acetylene})} + E_{(\text{AlNNT})}] + \delta_{\text{BSSE}} \quad (1)$$

where $E_{(\text{Ethyl acetylene}/\text{AlNNT})}$ is the total energy of the adsorbed ethyl acetylene molecule on the AlNNT surface, and $E_{(\text{AlNNT})}$ and $E_{(\text{Ethyl acetylene})}$ are the total energies of the pristine AlNNT and the ethyl acetylene molecule, in addition, δ_{BSSE} is representing the basis set super position error. We made ethyl acetylene molecule to be close to the nanotube, and its adsorption has been calculated using Eq. (1). In the following steps P atom in the nanotube structure have been doped to examine the ethyl acetylene adsorption on the nanotube and conductivity which has been doped with P atom. Finally from the optimized complexes, the quantum molecular descriptors [17, 18] including hardness (η) and electrophilicity index (ω) [19] were calculated as follows:

$$\eta = -(E_{\text{HOMO}} - E_{\text{LUMO}}) / 2 \quad (2)$$

$$\omega = \mu^2 / 2\eta \quad (3)$$

where HOMO and LUMO are the highest occupied molecular orbital and the lowest un-occupied molecular orbital (LUMO) of the structures, respectively.

Results and discussion

Figure 1 shows a partial structure of the optimized AlNNT and its DOS plot, indicating that it is considered as semiconductor with a HOMO/LUMO gap (E_g) of 4.11 eV. Two types of Al–N bonds can be found: one with the bond length

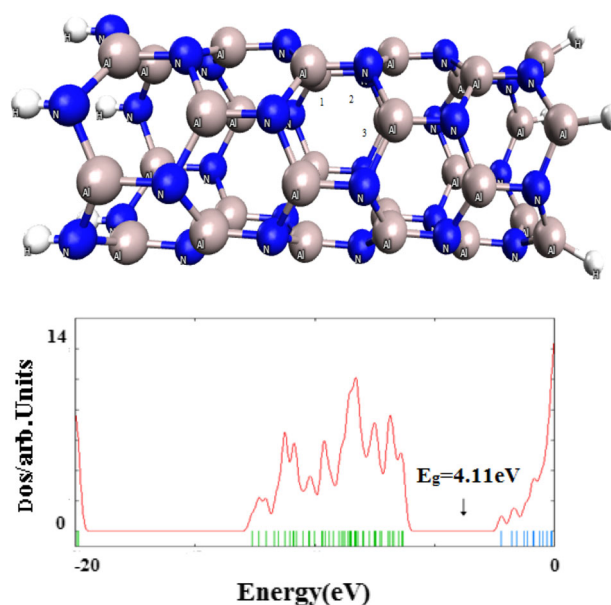


Fig. 1 Partial structural model and density of states (DOSs) of the studied zigzag AlN nanotube

of 1.81 Å (Al1–N2 bond, for example) and in parallel with the tube axis, and another with the bond length of 1.83 Å (N2–Al3 bond, for example), but not in parallel with the tube axis. Tomic et al. [20] have shown that the B3LYP provides an efficient and robust basis for the calculations of III–V semiconductors, capable of reliably predicting both the ground-state energies and the electronic structure. It has been already been shown that all zigzag AlNNTs are semiconductors [21] with E_g values ranging from 2.84 to 3.95 eV. It has also been shown that E_g slightly increases with increasing the diameter of the tube and saturates at a value corresponding to the gap of an AlN hexagonal sheet. The experimental value of E_g has been reported to be about 6.20 eV, which belongs to bulk AlN [22]. It is noteworthy to mention that DFT underestimates the E_g of semiconductors and molecules [23], and this aspect must be kept in mind during the following considerations.

In order to determine the most stable structures for the adsorption of ethyl acetylene on the (5, 0) zigzag AlNNT, the structure was allowed to relax by all atomic geometrical parameters in the optimization at the DFT level of B3LYP exchange-functional and 6-31G (d) standard basis set (Fig. 2).

The most stable configuration is shown in Fig. 2, where the carbon atom of ethyl acetylene is 2.69 Å far from aluminum atom of the nanotube. Adsorption energy (E_{ad}) for mentioned configuration of ethyl acetylene and nanotube is about -10.85 kcal/mol. This strong interaction means that the AlNNT is a suitable adsorbent for adsorption of ethyl acetylene molecule or separation of this gas from the environmental systems. We then calculated the

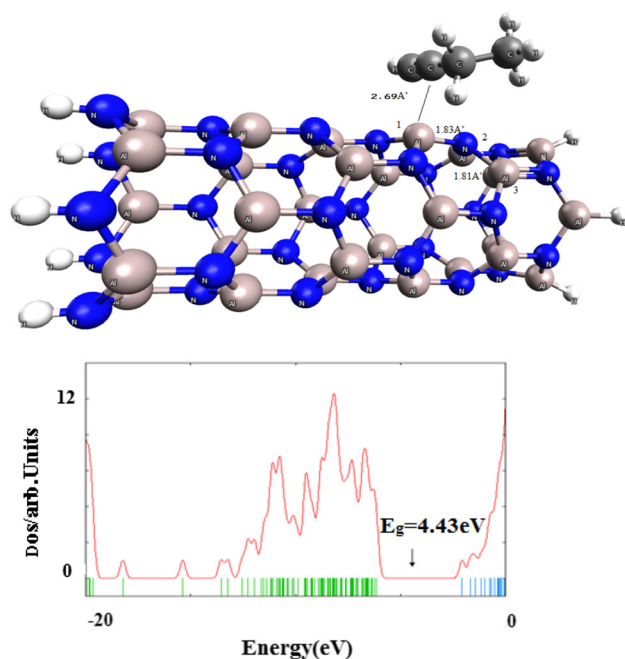


Fig. 2 Ethyl acetylene adsorption on the AlNNT and DOS diagram for observing E_g of nanotube

HOMO/LUMO energy gap ($E_g = 4.43$ eV) for pristine nanotube since the ethyl acetylene molecule is adsorbed on the nanotubes. The diagram which shows E_g has been obtained using density of state (DOS) software. After adsorption of the ethyl acetylene molecule on the surface on

AlNNT the bond length of Al1–N2 was 1.83 Å and the bond length of N2–Al3 was 1.81 Å. In the optimized complex nanotube and molecule, the Al1 atom is projected out of the surface nanotube to reduce stress on other atoms in nanotube. The sensitivity of the adsorption of ethyl acetylene on surface of AlNNT has been examined twice, once with N atom doped by P (Fig. 3a) and in the other Al atom by P atom has been doped (Fig. 3b).

When N atom in AlNNT doped by P (Fig. 3a) and ethyl acetylene closed on surface of AlNNT, the carbon atom of ethyl acetylene is 5.61 Å far from P atom of the nanotube. Adsorption energy (E_{ad}) for mentioned configuration of ethyl acetylene and nanotube is about -10.64 kcal/mol and then we calculated the HOMO/LUMO energy gap ($E_g = 4.08$ eV) as shown in Table 1. After adsorption the ethyl acetylene molecule on the surface on AlNNT the bond length of Al1–P2 was 2.29 Å and the bond length of P2–Al3 was 2.33 Å. In Fig. 3b, Al atom in AlNNT doped by P and ethyl acetylene closed on surface of AlNNT, where the carbon atom of ethyl acetylene is 5.46 Å far from P atom of the nanotube. Adsorption energy (E_{ad}) for mentioned configuration of ethyl acetylene and nanotube is about -8.05 kcal/mol and the $E_g = 3.02$ eV (Table 1), the bond length of P1–N2 was 1.57 Å and the bond length of N2–Al3 was 1.83 Å. When P doped in AlNNT the adsorption energy range is -8.05 to -10.64 kcal/mol and this range is lower than pristine nanotube so the AlNNT doped by P is not better than pristine AlNNT for adsorption

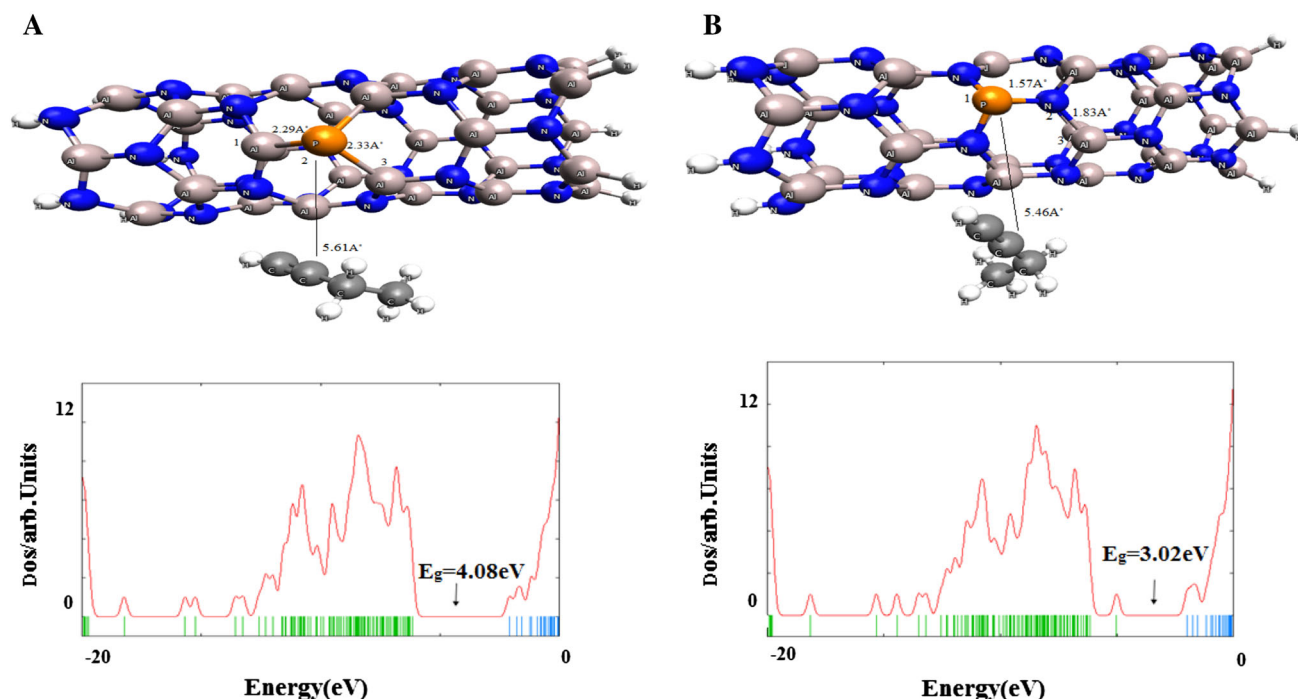


Fig. 3 **a** Ethyl acetylene adsorption on the AlNNT (N atom doped by P) and DOS diagram for observing E_g of nanotube. **b** Ethyl acetylene adsorption on the AlNNT (Al atom doped by P) and DOS diagram for observing E_g of nanotube

Table 1 Calculated adsorption energy (E_{ad}), HOMO energies (E_{HOMO}), LUMO energies (E_{LUMO}), HOMO–LUMO energy gap (E_{g}), hardness (η), and electrophilicity (ω) of systems, E_{ad} (kcal/mol), eV for the others

SYSTEM	E_{HOMO}	E_{LUMO}	E_{g}	E_{ad}	η	ω
AINNT	−6.31	−2.21	4.11	–	2.05	4.43
C ₄ H ₆ on AINNT	−6.5	−2.07	4.43	−10.85	2.21	4.14
C ₄ H ₆ on AINNT (P/Al)	−5.01	−1.99	3.02	−8.05	1.51	4.05
C ₄ H ₆ on AINNT (P/N)	−6.16	2.08	4.08	−10.64	2.04	4.15

of ethyl acetylene molecule. However, these types of interactions are suitable for gas detection in sensors because according to Eq. 4 as long as adsorption energy (E_{ad}) decreases, the recovery time (τ) becomes shorter and that is suitable for gas sensor.

$$\tau = v_0^{-1} \exp(-E_{\text{ad}}/kT) \quad (4)$$

where T is the temperature, k is the Boltzmann's constant, and v_0 is the attempt frequency. After adsorption of ethyl acetylene on the mentioned nanotube that has been doped by P, the HOMO/LUMO energy gap ($E_{\text{g}} = 3.02\text{--}4.08$ eV) will decrease the pristine nanotube ($E_{\text{g}} = 4.43$ eV) and therefore a substantial increase will occur in conductivity and this phenomenon can be explained as Eq. (5).

$$\sigma \propto \exp(-E_{\text{g}}/2kT) \quad (5)$$

where σ is conductance, T is temperature, k is Boltzmann constant. According to this equation as long as E_{g} is smaller, the conductivity will increase; therefore it can be concluded that if we want to use the AINNT for ethyl acetylene toxic gas detection in environmental systems the P atom is suitable for doping in AINNT.

In order to consider the influence of ethyl acetylene adsorption on electronic properties of the AINNT, the hardness (η) and electrophilicity (ω) of the complexes are analyzed. The results of Table 1 show that the ethyl acetylene adsorption on the AINNT leads to lower hardness values than pristine AINNT. Consequently, the stability of the complexes is lowered and their reactivity increased. The electrophilicity index is a measure of the electrophilic power of a molecule. When two molecules react with each other, one molecule behaves as a nucleophile, and the other as an electrophile. A higher electrophilicity index shows higher electrophilicity of a molecule. In ethyl acetylene adsorbed AINNT the electrophilicity of the complexes is lower than that of the pristine forms. Therefore, adsorption of ethyl acetylene can increase the reactivity of the nanotubes.

Conclusions

DFT calculations were employed to investigate the adsorption of an ethyl acetylene molecule on the exterior

resurface of AINNT. On the basis of our calculations, it seems that pristine AINNT can significantly detect ethyl acetylene and the pristine AINNT can be a potential efficient adsorbent for adsorption of the ethyl acetylene from the environmental systems. When the AINNT was doped by P atom the HOMO/LUMO energy gap (E_{g}) values and the adsorption energy (E_{ad}) values were lower than pristine nanotube. Thus, AINNT doped by P can potentially be used for ethyl acetylene toxic gas sensors for detection in environmental systems. These results may open new doors to expanding nano applications in industry and technology.

Acknowledgments We are appreciative and thankful to the Islamic Azad University of Mahshahr in advance for to their financial support.

Open Access This article is distributed under the terms of the Creative Commons Attribution License which permits any use, distribution, and reproduction in any medium, provided the original author(s) and the source are credited.

References

- Iijima, S.: Helical microtubules of graphitic carbon. *Nature* **354**, 56–58 (1991)
- Hummer, G.: Water, proton, and ion transport: from nanotubes to proteins. *Mol. Phys.* **105**, 201–207 (2007)
- Zhu, B.E., Pan, Z.Y., Hou, M., Cheng, D., Wang, Y.X.: Melting behavior of gold nanowires in carbon. *Mol. Phys.* **109**, 527–533 (2011)
- Hung, F.R., Dudziak, G., Sliwinski-Barthkowiak, M., Gubbins, K.E.: Freezing/melting behavior within carbon nanotubes. *Mol. Phys.* **102**, 223 (2004)
- Fam, D.W.H., Palaniappan, A., Tok, A.I.Y., Liedberg, B., Moochhala, S.M.: A review on technological aspects influencing commercialization of carbon nanotube sensors. *Sens. Actuators B Chem.* **157**(1), 1–7 (2011)
- Cabria, I., Lopez, M.J., Alonso, J.A.: Density functional calculations of hydrogen adsorption on boron nanotubes and boron sheets. *Comput. Mater. Sci.* **35**, 238–242 (2006)
- Tondare, V.N., Balasubramanian, J., Shende, S.V., Joag, D.S., Godbole, V.P., Bhoraskar, S.V., Bhadbhade, M.: Field emission from open ended aluminum nitride nanotubes. *Appl. Phys. Lett.* **80**, 4813–4815 (2002)
- Balasubramanian, C., Bellucci, S., Castrucci, P., De Crescenzi, M., Bhoraskar, S.V.: Scanning tunneling microscopy observation of coiled aluminum nitride nanotubes. *Chem. Phys. Lett.* **383**, 188–191 (2004)
- Stan, G., Ciobanu, C., Thayer, T., Wang, G., Creighton, J., Purushotham, K., Bendersky, L., Cook, R.: Elastic moduli of faceted

- aluminum nitride nanotubes measured by atomic force microscopy. *Nanotechnology* **2**, 35706–357014 (2009)
- Ahmadi, A., Hadipour, N.L., Kamfiroozi, M., Bagheri, Z.: Theoretical study of aluminum nitride nanotubes for chemical sensing of formaldehyde. *Sens. Actuators B Chem.* **161**, 1025–1029 (2012)
 - Schmidt, M., et al.: General atomic and molecular electronic structure system. *J. Comput. Chem.* **14**, 1347–1363 (1993)
 - Soltani, A., Ahmadian, N., Kanani, Y., Dehnokhalaji, A., Mighani, H.: Ab initio investigation of the SCN- chemisorption of single-walled boron nitride nanotubes. *Appl. Surf. Sci.* **258**, 9536–9543 (2012)
 - Beheshtian, J., Peyghan, A.A., Bagheri, Z.: Functionalization of [60] fullerene with butadienes: a DFT study. *Appl. Surf. Sci.* **258**, 8980–8984 (2012)
 - Eid, K.M., Taha, H.O., Kamel, M.A., Ashour, A.E., Abdel Halim, W.S.: DFT calculations of the CO adsorption on Mn, Fe, Co, and Au deposited at MgO (1 0 0) and CdO (1 0 0). *Appl. Surf. Sci.* **258**, 9876 (2012)
 - Eid, K.M., Ammar, H.Y.: Adsorption of SO₂ on Li atoms deposited on MgO (1 0 0) surface: DFT calculations. *Appl. Surf. Sci.* **257**, 6049–6058 (2011)
 - Eid, K.M., Ammar, H.Y.: A density functional study of NO₂ adsorption on perfect and defective MgO (1 0 0) and Li/MgO (1 0 0) surfaces. *Appl. Surf. Sci.* **258**, 7689–7698 (2012)
 - Chattaraj, P.K., Sarkar, U., Roy, D.R.: Electrophilicity index. *Chem. Rev.* **106**, 2065–2091 (2006)
 - Hazarika, K.K., Baruah, N.C., Deka, R.C., Deka, R.C.: Molecular structure and density functional approach. *Struct. Chem.* **20**, 1079–1085 (2009)
 - Parr, R.G., Szentpaly, L., Liu, S.: Electrophilicity index. *J. Am. Chem. Soc.* **121**, 1922–1924 (1999)
 - Tomic, S., Montanari, B., Harrison, N.M.: Low-dimensional systems and nanostructures. *Physica E* **40**, 2125–2127 (2008)
 - Zhao, Z., Xia, Y., Zhang, D., Mei, L.: Stability and electronic structure of AlN nanotubes. *Phys. Rev. B* **6**, 235415–235418 (2003)
 - Vurgaftman, I., Meyer, J.R., Ram-Mohan, L.R.: Band parameters for III–V compound semiconductors and their alloys. *J. Appl. Phys.* **89**, 5815–5875 (2001)
 - Wilson, S.: *Handbook of molecular physics and quantum chemistry*. Wiley, Chichester (2003)

