

Supplementary Material

Preparation of heterostructure Pt/Bi₂MoO₆ nanocomposites by microwave-assisted deposition method for using as a visible-light-driven photocatalyst

Soraya Pinchujit^a, Anukorn Phuruangrat^{a,*}, Surangkana Wannapop^b,
Titipun Thongtem^{c,d} and Somchai Thongtem^{c,e,*}

^a Division of Physical Science, Faculty of Science, Prince of Songkla University,
Hat Yai, Songkhla 90112, Thailand

^b Faculty of Science, Energy and Environment,
King Mongkut's University of Technology North Bangkok, Rayong Campus,
Rayong 21120, Thailand

^c Materials Science Research Center, Faculty of Science, Chiang Mai University,
Chiang Mai 50200, Thailand

^d Department of Chemistry, Faculty of Science, Chiang Mai University,
Chiang Mai 50200, Thailand

^e Department of Physics and Materials Science, Faculty of Science,
Chiang Mai University, Chiang Mai 50200, Thailand

*Corresponding authors: phuruangrat@hotmail.com (A. Phuruangrat^a)

Tel. +66 (0)74 288374, Fax. +66 (0)74 288395 and

schthongtem@yahoo.com (S. Thongtem^c)

Tel. +66 (0)53 941915, Fax. +66 (0)53 941915




Fig. S1 EDS maps of (a) Pt, (b) Bi, (c) Mo and (d) O containing in 10% Pt/Bi₂MoO₆.

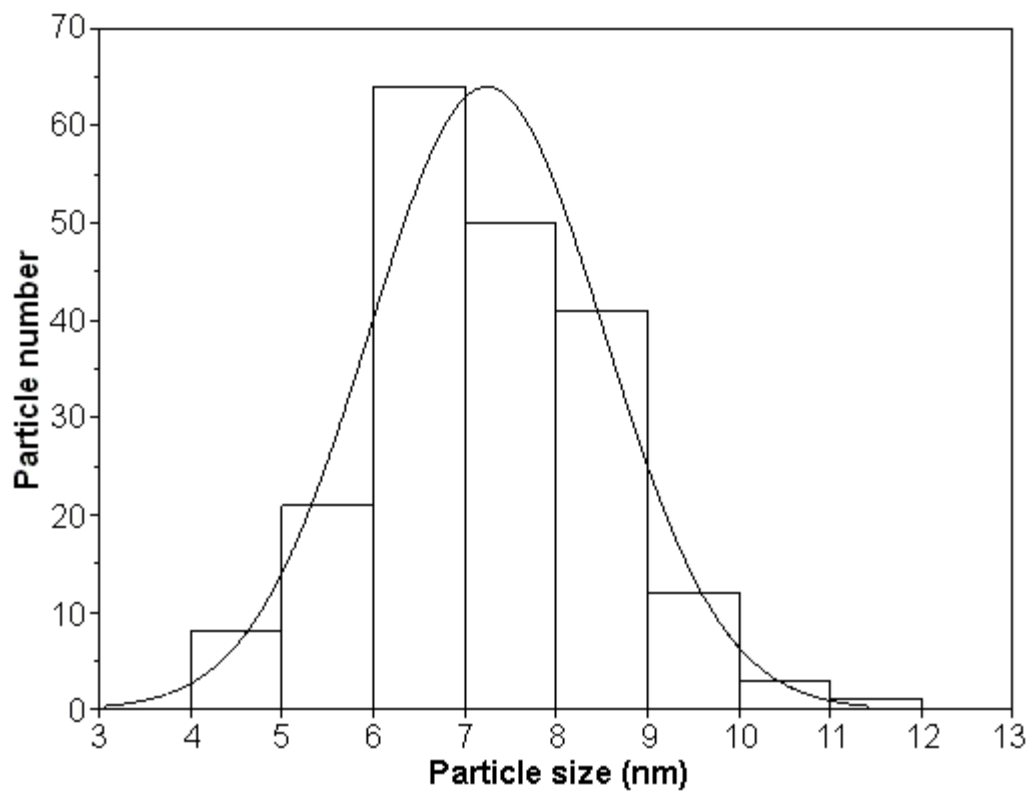


Fig. S2 Particle size distribution of Pt nanoparticles of 10% Pt/Bi₂MoO₆ nanocomposites.




Fig. S3 TEM image of heterostructure 15% Pt/Bi₂MoO₆ nanocomposites prepared by microwave-assisted deposition method.